




**World Food
Programme**
2009

Table of Contents



| | | | |
|-----------|--|-----------|--|
| 2 | PREFACE BY THE EXECUTIVE DIRECTOR | 26 | NUTRITION |
| 4 | 2008 IN REVIEW | 27 | Rising Prices in Afghanistan's Hungry Cities |
| 8 | WFP by Numbers | 28 | Beating North Darfur's Hunger Gap |
| 10 | SAVING LIVES | 29 | Keeping Children in School in Lesotho |
| 11 | Cyclone Nargis Batters Myanmar | 30 | COUNTERING CLIMATE CHANGE |
| 16 | Haiti Reels Under Four Storms | 31 | Preserving Soil in Ethiopia |
| 19 | Refugees Flee DRC | 32 | Lifting Houses in Bangladesh |
| 20 | Conflict Erupts in Georgia | 34 | FOOD FLIGHTS |
| 22 | SECURITY | 35 | Transporting Relief |
| 23 | Piracy Endangers Somali Waters | 36 | FUNDING AND RESOURCES |
| 23 | Post-Election Violence Surfaces in Kenya | 40 | PARTNERSHIPS |
| | | 41 | Private Sector Partners |
| | | 44 | ANNEXES |



The World Food Programme's 2009 Annual Report uses data, photos and stories from the prior year to chronicle WFP's operations during calendar year 2008.

Children in a flooded, rural area near Myanmar's capital, Yangon

Cover: A WFP beneficiary of a school feeding programme in Sheder Primary School in Eastern Ethiopia, near the Somali border

Preface by the Executive Director

2008 was one of the most challenging — yet most rewarding — in WFP's history. Faced with the triple threat of the food, fuel and financial crises, this extraordinary organization showed once again that nothing gets between WFP and a hungry child. And, with the new Strategic Plan (2008-2011), we were able to design smarter and more targeted responses than ever before.

In addition to the ongoing complex emergencies we handled in countries such as Afghanistan, Somalia and Sudan (Darfur), we witnessed shocks from the financial and commodities markets, extreme climate events and political turmoil, which had a severe impact on the poorest and most vulnerable people. All these factors, combined with diminished purchasing power, reduced remittances and tightened access to credit, resulted in an additional 115 million people added to the ranks of the hungry over the past two years.

But not only did we keep the cup full for many millions dependent on food assistance, we succeeded in scaling up for the global emergency of vulnerable populations hit by soaring food and fuel prices. Thanks to the generosity of our donors, to the innovative work of nations and to our dedicated global staff — both on the front lines of hunger and in headquarters working around the clock to find solutions for a historic hunger emergency — WFP helped prevent a worldwide crisis from turning into a full-scale human tragedy. With food riots erupting in more than 30 nations in the first half of 2008, WFP's assistance helped bring stability to a volatile environment.

Drawing on global best practices, last year we deployed innovative, targeted food safety-net programmes in our Strategic Plan toolbox, like mother-and-child health and nutrition initiatives; targeted cash transfers and food vouchers; local food purchase; and school feeding. In Haiti, for example, where soaring food prices unleashed a nutrition crisis, school feeding



Josette Sheeran in Yangon, where WFP implemented a cash transfer programme as part of its response to Cyclone Nargis

was extended over the summer holiday to as many as 200,000 children and “take-home rations” were supplied to the families of 1.1 million children. WFP launched targeted cash and voucher programmes for populations who are unable to afford food, with the first such programme in Africa launched in February 2009 in Burkina Faso. In response to high food prices, safety net programmes were deployed in Djibouti, Ghana, Guinea, Liberia, Mauritania, Mozambique, Pakistan, Senegal, Tajikistan and Yemen.

Throughout the crisis, WFP moved to help break the cycle of hunger at its root by spending \$1.1 billion purchasing food in developing countries, nearly double the spending of the previous year. Our Purchase for Progress (P4P) initiative, designed to ensure WFP procurement benefits small-scale farmers, is rolling out in 21 countries through the generous advocacy and support of the Bill & Melinda Gates Foundation and the Howard G. Buffett Foundation and donors such as Belgium, Canada and the Kingdom of Saudi Arabia.

Clearly, we were able to deploy a new and more robust toolbox of hunger solutions, informed by the root causes of hunger and shaped by the market conditions on the ground and needs of the population. The Strategic Plan (2008–2011) approved by the Executive Board in June 2008 lays the groundwork for this sustained effort. The aim of the Strategic Plan is to support nations in meeting emergency needs and in identifying longer-term solutions to the hunger challenge. We were able to draw on the five Strategic Objectives of the Plan, framed around WFP's mission and mandate, to reposition WFP from a food aid agency to a food assistance agency.

WFP's operational innovations were matched by internal reforms such as the appointment of a full-time Ethics Officer, the first in any United Nations agency, and the creation of an office of accountability and results-based management. Preparation to launch the International Public Sector Accounting Standards and the upcoming introduction of WINGS II continue to place WFP in the vanguard of UN best practices and reforms.

Despite an unprecedented funding gap in early 2008 due to increased global hunger demands in the face of rising fuel and food costs, more than 85 percent of identified needs was met. Thanks to generous and timely contributions from our donors, total contributions in 2008 reached \$5.1 billion, which enabled WFP to assist more than 102 million beneficiaries in 78 countries. The UN Secretary General launched the High Level Task Force on the food crisis, helping ensure a global, coherent response.

Vulnerability analysis and mapping (VAM), one of WFP's core strengths, maximized the impact of the international response to the food crisis and to natural disasters by identifying emerging vulnerable populations in addition to existing food-insecure regions. The number of VAM assessments increased by 80 percent.

WFP continued to lead the global Logistics Cluster both operationally and strategically. We saw nine WFP-led logistics cluster operations in 2008; in the largest, the response to Cyclone Nargis in Myanmar, a humanitarian air bridge from Bangkok to Yangon delivered 5,000 metric tons of relief goods to flood-affected victims. Globally, the WFP-managed United Nations Humanitarian Air Service transported 361,000 humanitarian aid workers into conflict and disaster zones. WFP is grateful to nations supplying naval escorts to ensure that life-saving food assistance is delivered through dangerous waters off the coast of Somalia, reaching 2.8 million beneficiaries.

The foundation of WFP is our dedicated workforce of almost 12,000 people stationed around the world. WFP holds security paramount but we are nonetheless hit by increasing dangers and tragedy. Four WFP staff members were killed in 2008. Thirteen WFP-contracted staff and two staff of our implementing partners also died while providing services for WFP. Clearly, there are escalating risks involved for those who work to ensure that life-saving assistance reaches the world's most vulnerable — and we are making it our highest priority to minimize those risks.

We began 2009 with even greater challenges, but with the confidence that ending hunger is possible. We will continue to adapt and transform the way we work to meet the immediate needs of the hungry today — as efficiently and effectively as possible — and to be a leader in crafting with governments and partners coherent, long-term hunger solutions for tomorrow.



Josette Sheeran

Executive Director

In 2008, WFP faced a particularly difficult set of challenges, provoked by dramatically rising food and fuel prices and aggravated by widespread turmoil in international financial systems. Steady progress towards reducing global hunger not only ground to a halt but began to slide in the opposite direction. The number of undernourished people in the world increased in 2008 to 963 million, a leap of 115 million over the past two years.

To meet the immediate challenge, WFP launched the new Emergency Market Mitigation Account in March with a special appeal for \$755 million to cover the additional costs generated by higher commodity and fuel prices.

2008 in Review

Donors responded promptly and generously. New contributions surpassed the original target by May and eventually totalled \$1.032 billion, including a \$500 million contribution from Saudi Arabia. By year's end, donors had contributed more than \$5 billion, a record sum that enabled WFP to deliver an unprecedented amount of food — almost four million metric tons — to more than 102 million people in 78 countries.

While tackling the short-term challenge, WFP continued searching for longer term solutions. One historic shift in WFP's overall approach was repositioning the organization from a *food aid* to a *food assistance* agency. A new Strategic Plan for 2008-2011 was launched in June that deepened and broadened our analysis of the root causes of hunger and introduced a variety of tools to address those causes.



In Sudan, after a flood destroyed her mud home, killed 60 of her cattle and covered her crops in water, Teresa Nyagag and her six children were forced to eat dried river weeds until WFP reached her.



Under the new Strategic Plan, we continue to develop innovative ways to deliver needed food assistance — cash and voucher programmes, new nutritious food products to prevent and treat malnutrition, P4P to open new markets for small-scale farmers and encourage them to increase production.

For example, the first cash and voucher programme in Africa was designed for Burkina Faso. By the end of the year, WFP had cash or voucher transfer activities in 24 countries. The first P4P proposal was approved for Mozambique, and then quickly expanded to a total of 21 countries in 2008. New guidelines were prepared to strengthen WFP's assessment procedures in urban and peri-urban areas.

WFP's core business remained emergencies, particularly those involving extreme weather events and natural disasters related to climate change. WFP launched 22 separate relief operations for victims of droughts, floods, earthquakes and various types of windstorms — cyclones, hurricanes and typhoons.



Few were as complex as the emergency response mounted after Cyclone Nargis struck Myanmar in May. WFP provided \$154 million of relief assistance for some 1.2 million cyclone victims. The effort involved deploying flotillas of river craft and a fleet of

2008 in Review

In Myanmar, urgent food supplies are transported to Bogale in the aftermath of Cyclone Nargis.



helicopters and fixed wing aircraft. Some 230 cargo flights carrying relief goods used a humanitarian air bridge that was established between Bangkok and Yangon.

Elsewhere, WFP provided assistance to nearly 15 million hungry people in five countries in the Horn of Africa — close to 12 million in Ethiopia alone — after the region was ravaged by a lethal combination of prolonged drought and dramatic increases in the price of food and fuel. More than 800,000 people were reached in Haiti after three hurricanes and a tropical storm swept across the island nation in August and September. Some 20,000 people were assisted in eastern Yemen when tropical storms deluged the country in October, provoking flash floods 18 metres deep that washed away thousands of homes.

Man-made disasters demanded WFP's attention as well. We assisted close to 200,000 refugees fleeing renewed fighting in the eastern regions of the Democratic Republic of the Congo. Nearly 250,000

Georgians required WFP assistance as a result of the brief conflict that engulfed their region of the Caucasus in August. In perpetually troubled Zimbabwe, WFP had provided help to around four million people as 2008 drew to a close. And the ongoing conflict in Sudan required WFP's sustained assistance for six million people.

Private sector partnerships were strengthened and are expected to increase in importance. By 2017, WFP envisions \$200 million coming from the private sector through expanded partnerships and intensified fundraising efforts.

In 2008, WFP used private sector partners as "force multipliers" to increase the effectiveness of WFP Emergency Operations without adding administrative burdens. Main partners included Caterpillar, Citigroup, Google, Pepsi and TNT. In addition, Emergency Operations in China, Haiti, India, Mozambique and Myanmar were supported by the logistics emergency team(s), composed of Agility, TNT and UPS.



A Haitian child takes shelter from a rain shower under a poncho during WFP's distribution of emergency rations in the midst of hurricane Ike in Gonaives.



Making sure aid can get through: WFP staff negotiated access at a Russian army checkpoint in Georgia.

Unfortunately, 2008 was also marked by a rise in the deliberate targeting of humanitarian and UN staff. Four WFP staff were killed and 17 injured as a result of malicious acts. Our contractors and partners also paid a high price: seven drivers of WFP-contracted trucks were shot and killed in banditry attacks in Sudan, five were killed in similar attacks in Somalia and one in the Philippines. Attacks on WFP-contracted trucks were also registered in Afghanistan, the Democratic Republic of the Congo, Mindanao (Philippines) and Pakistan.

To meet the rising threat, WFP strengthened its security for both staff and operations around the world. At UN headquarters in New York, the High-Level Committee on Management, chaired by WFP Executive Director Josette Sheeran, ramped up

plans to review and, where necessary, reinforce safety and security measures. At WFP headquarters in Rome and at the agency's field offices around the world, programmes were implemented to ensure that all facilities and operations remained compliant with the UN's Minimum Operating Security Standards. Sessions to raise staff awareness about potential threats were expanded, including country-specific training on local dangers, such as hostage mitigation, sniper avoidance and evasive driving to escape car hijackings.

In high-risk countries, staff participated in Secure and Safe Capacity in Field Environments training. Discussions also began about expanding the week-long Security Awareness Induction Training (required for UN staff in Iraq) to other countries.

In the pirate-infested waters off the Somali coast, naval escorts provided by a number of governments proved an effective deterrent, and helped ensure that vital WFP supplies could be delivered to those in need.

WFP by Numbers

| 2007 | 2008 | KEY FIGURES |
|---|---------------|--|
| MILLENNIUM DEVELOPMENT GOAL 1 Eradicate Extreme Poverty and Hunger | | |
| BENEFICIARIES | | |
| 86.1 | 102.1 | million hungry people in 78 countries (80 countries in 2007) |
| 23.8 | 17.6 | million in development projects and county programmes (DEVs/CPs) |
| 15.3 | 25.0 | million in emergency operations (EMOPs) |
| (8.1) | (9.3) | - million in conflict situations |
| (7.2) | (15.7) | - million in natural disasters |
| 47.0 | 59.4 | million in protracted relief and recovery operations (PRROs) |
| 71.0 | 83.9 | million women and children |
| 1.9 | 1.9 | million refugees |
| 8.8 | 9.5 | million internally displaced people (IDPs) |
| 0.8 | 0.9 | million returnees |
| QUANTITY OF FOOD AID | | |
| 3.3 | 3.9 | million mt off ood distributed |
| 2.1 | 2.8 | million mt off ood procured by WFP |
| PROJECTS APPROVED IN 2008¹ | | |
| 6 | 3 | CPs valued at \$155 million |
| 10 | 3 | DEVs valued at \$29 million |
| 32 | 32 | EMOPs/Immediate Response Account (IRA) valued at \$2,133 million |
| 31 | 15 | PRROs valued at \$1,625 million |
| 14 | 23 | special operations (SOs) valued at \$261 million |
| REVENUE AND EXPENSES (\$ billion) | | |
| 2.705 | 5.042 | in contributions received |
| N.A | 5.115 | in revenue |
| 2.753 | 3.536 | in direct expenses |
| N.A | 3.725 | in total expenses |
| DEVELOPING COUNTRIES AND WFP ASSISTANCE | | |
| 88.5 | 87.7 | percent of allocated development multilateral resources meeting country concentration criteria |
| 74.0 | 66.0 | percent of allocated development resources reached LDCs |
| 79.4 | 75.6 | percent off ood procured, by tonnage, in developing countries |
| 72.0 | 68.0 | percent of WFP assistance invested in sub-Saharan African countries |

| ACTIVE PROJECTS IN 2008 | |
|--------------------------------|------------|
| CPs | 31 |
| DEVs | 22 |
| EMOPs | 48 |
| PRROs | 69 |
| SOs | 44 |
| TOTAL | 214 |

¹ISC are not included.

| 2007 | 2008 | KEY FIGURES |
|------|------|-------------|
|------|------|-------------|

MDG 2 **Achieve Universal Primary Education**

| | | |
|-------------|-------------|--|
| 19.3 | 20.5 | million schoolchildren received school meals/take-home rations ² |
| 46.6 | 49.3 | percent were girls |
| 6.0 | 8.7 | percent annual rate of change in absolute enrolment for children in schools with WFP school feeding programmes |
| 93.0 | 93.0 | percent of school days children attended in the year with school feeding programmes |

MDG 3 **Promote Gender Equality and Empower Women**

| | | |
|----------------|----------------|--|
| 52.2 | 51.9 | percent of beneficiaries were women or girls |
| 240 000 | 266 126 | women were in leadership positions on food management committees |
| 5.1 | 6.7 | million women received household food rations at distribution points in general food distributions |
| 4.2 | 5.1 | million household food entitlements were issued in women's names for general food distributions |

MDG 4 **Reduce Child Mortality**

| | | |
|-------------|-------------|--|
| 53.6 | 62.2 | million children were assisted in WFP operations |
| 5.7 | 6.3 | million malnourished children received special nutritional support |

MDG 5 **Improve Maternal Health**

| | | |
|------------|------------|--|
| 2.0 | 2.8 | million vulnerable women received additional nutritional support |
|------------|------------|--|

MDG 6 **Combat HIV and AIDS, Malaria and Other Diseases**

| | | |
|------------|------------|--|
| 20 | 19 | of the 25 highest HIV and AIDS prevalence countries received WFP assistance |
| 1.8 | 2.4 | million people affected by HIV and AIDS received WFP food assistance |
| 50 | 47 | countries received assistance for TB and HIV and AIDS prevention activities |

MDG 7 **Ensure Environmental Sustainability**

| | | |
|-------------|-------------|--|
| 17.1 | 21.3 | million people received WFP food as an incentive to build assets, attend training, build resilience to shocks and preserve livelihoods |
|-------------|-------------|--|

MDG 8 **Develop a Global Partnership For Development**

| | | |
|--------------|--------------|---|
| 15 | 15 | stand-by partners |
| 12 | 10 | FAO/WFP crop and food supply assessments (CFSAs) conducted |
| 8 | 14 | UNHCR/WFP joint assessment missions conducted |
| 84 | 150 | corporate and private entities donating cash and in-kind gifts, worth \$194 million in 2008 |
| 2 815 | 2 838 | NGOs worked with WFP |

²In addition, 1.98 million schoolchildren benefitting from WFP-managed trusts funds in El Salvador (888,000) and Honduras (1.1 million).

Saving Lives



Local residents unload WFP food supplies from a tractor in Yangon, Myanmar.

CYCLONE NARGIS BATTERS MYANMAR

More than 130,000 people perished when Cyclone Nargis swept out of the Indian Ocean to strike Myanmar on 2 and 3 May. The storm, generating 200 km-per-hour winds and a huge tidal surge, washed away hundreds of villages and inundated arable farmland with salt-laden seawater.

In addition to the deaths, another 2.4 million people were severely affected as the cyclone shattered local infrastructure and destroyed food stores, seeds and livestock. Overnight, the livelihoods of close to one million people vanished. Most were left destitute, unable to meet even their most basic food requirements.

The Ayeyarwady Delta, Myanmar's rice bowl and a rich fishing ground, bore the brunt of the storm. Crop losses in the Delta, combined with the destruction of fishing gear and boats, farm tools and machinery, crippled almost all income-generating opportunities in the region. Conditions for the area's poor, dependent on wage labour for survival, deteriorated even further.


Only days after the disaster, WFP mounted a multipronged response, launching two Emergency Operations (EMOPs) and a separate Special Operation (SO) to provide life-saving food and nutrition assistance. A 30-day EMOP valued at \$500,000 was mobilized on 6 May, followed six days later by a longer term \$115 million EMOP and a \$39 million SO.

The two EMOPs combined to deliver more than 63,000 metric tons of assistance to some 1.2 million hungry people, largely meeting the dual short-term objectives of saving and sustaining the lives of the cyclone's victims while undertaking longer term recovery and rehabilitation activities to restore livelihoods and local infrastructure.

Under the SO, WFP moved to ensure an uninterrupted supply chain of relief supplies to affected areas by setting up common logistics and telecommunications services. Activities included establishing an air hub in Bangkok; providing an airbridge between Bangkok and Yangon: marshalling air, land and water transport within the Ayeyarwady Delta; managing five logistics hubs with storage facilities; and providing interagency telecommunications infrastructure and services.

More than 230 air cargo flights carried 5,000 tons of relief materials into Yangon via the airbridge from Bangkok, while 10,400 tons of supplies were delivered deep into the Delta by road and waterway. Some 30,000 square metres of storage space was created.

In the early stages of the relief operation, WFP deployed 10 helicopters to ferry goods and passengers to areas badly hit by the storm. As land and water



Donated by USAID, a water purification unit is delivered to the village of Set San, where Cyclone Nargis killed 1,300 people and damaged or destroyed 3,000 houses.

Saving Lives

transport improved during the emergency, the helicopter fleet was gradually reduced. The service proved invaluable — flying almost 1,900 hours while carrying 22,000 passengers and more than 1,000 tons of light cargo for 41 UN and government agencies, as well as local and international NGOs.

That WFP was able to mount such a quick response was largely due to the strength of the organization's national staff in Myanmar, particularly in the immediate aftermath, when the government imposed travel restrictions and introduced delays in granting visas to foreign aid workers.

WFP's local staff stepped up to the challenge. In the first 30 days of the relief operation they delivered almost 500 tons of emergency rations to more than 24,000 displaced people in temporary shelters, including monasteries and public buildings. The rations were often shared amongst people in the shelters as the numbers of those seeking refuge steadily climbed each day.

For people who needed immediate assistance but possessed no cooking utensils, WFP provided 17 tons of high energy biscuits. More than 49,000 beneficiaries also received cash assistance for several weeks in Yangon, where markets were still functioning, until the government suspended this element of the operation in June.



WFP provided urgent food assistance to 750,000 of the 1.5 million people severely affected by the cyclone with a complete food basket for a period of six months.



Villagers receive plastic sheets, water containers and rice during WFP's food distribution near Yangon.

A Buddhist temple destroyed in Zoung, a village on the outskirts of Yangon



When Aung Naing, 14, and his 11-year-old brother, Kyaw, were swept away by Cyclone Nargis' tidal surge, neither could have known they would be the only members of their family to survive.

A WFP assessment team met the brothers when they returned to their village in search of their missing family. Neither boy had eaten for 36 hours, so WFP's team shared their lunch boxes and gave each brother a five-day ration of high energy biscuits.

A regular one-month ration of rice, pulses, vegetable oil and salt was also distributed in their village, which had been totally destroyed. Out of a total population of 322, only 32 survived and they were left with a single day's supply of food, no shelter and no drinking water.

Aung and Kyaw wondered how they would get through the months ahead, unsure who would care for them or whether they would return to school.

In their shattered lives, only one certainty remained — that they would not go hungry. For a minimum of six months, WFP food supplies would allow the two brothers to channel their energies into addressing other needs, like returning to school.

Saving Lives





A woman and her baby take refuge in a Buddhist monastery in Khunk Than village after the cyclone.

Saving Lives

HAITI REELS UNDER FOUR STORMS

In late August and early September, three successive hurricanes and one tropical storm pummelled Haiti, leaving a trail of devastation in their wake. The storms wrought havoc throughout the island nation, isolating vast areas of the country and striking particularly hard in and around the town of Gonaives.

Flooding submerged Gonaives, home to 327,000 people, in a sea of foul water and mud. Water levels rose to two metres in parts of the town and afterwards left the area blanketed in mud 40 cm deep. Almost 500 people died in Gonaives. Some 50,000 families — 250,000 individuals — were directly affected, with 5,500 homes destroyed and more than 22,000 damaged.

In the country as a whole, the combined impact of the four storms overwhelmed 800,000 people, leaving them dependent on food and nutrition assistance for survival. More than 100,000 homes were destroyed and 30 percent of the agricultural harvest wiped out, including most of the corn, bean and banana crops. Markets ceased to function.

For an impoverished nation, where three-quarters of the population exists on less than two dollars a day, the crisis exacerbated an already precarious food security situation. Among the casualties were some 30 children in Baie d'Orange in the southeast of the island, all of whom died from acute undernutrition.



WFP was able to swiftly implement a series of relief operations thanks to close collaboration with the government and partners. Donor support was key as generous financial contributions and air and sea assets made the lifeline possible. Clusters were activated, rapid joint assessments were launched and WFP doubled its staff in a matter of weeks. High energy biscuits were distributed, followed by general and targeted distributions of food rations, where cooking facilities existed. SOs were also launched to increase logistical capacity — as inaccessible roads necessitated air and sea transport, and storage facilities were insufficient. WFP opened new sub-offices in Gonaives and Jacmel to meet these needs.

Under a \$31 million EMOP, WFP managed to reach 800,000 people whose livelihoods had been lost. WFP held general food distributions, expanded school feeding and supplementary feeding programmes,



Families in Leogane in southern Haiti were especially affected.



WFP's convoy of light vehicles arrives in Gonaives, a city severely hit by the hurricanes.

and sponsored several post-disaster food-for-work activities to rebuild critical infrastructure.

The two SOs were launched to support logistical requirements, like communications, to get food and nutrition assistance quickly to Haiti's remote areas by air, sea and land. WFP led the UN Logistics Cluster and made its logistics available to the entire humanitarian community — which multiplied many times the work that WFP was carrying out for the people of Haiti.

US and Canadian militaries worked with WFP to transport assistance to beneficiaries in the first phase of the relief interventions before WFP-contracted helicopters, vessels and additional trucks were available. WFP worked closely with the Argentine battalion of the UN Mission for Stabilization in Haiti in Gonaives, for example, greatly facilitating general food distributions in the city.

The first WFP-chartered helicopter sent to Baie d'Orange, an isolated community in the mountains of southeastern Haiti, might well have turned back had it not been for the nature of the mission.

Low cloud cover and the rugged terrain made a landing difficult but the pilots persisted, primarily because they were responding to an urgent call for help from two NGOs — Terre des Hommes and Oxfam UK — that had discovered pockets of severe malnutrition that were ravaging Baie d'Orange's children.

Ten children under five years old died within two weeks from severe malnutrition and diarrhoea, all victims of the three hurricanes and tropical storm that battered an already impoverished, isolated part of Haiti where access to medical facilities was non-existent.

When WFP's helicopter landed in Baie d'Orange on 31 October, it was carrying emergency food assistance, high energy biscuits and medical supplies. Confronted with the situation on the ground, the aircraft immediately evacuated eight severely malnourished children with medical complications, transporting them to hospital in Port-au-Prince.

In subsequent weeks, WFP helicopters and six-wheel drive trucks brought Baie d'Orange 40 metric tons of food and nutritional assistance and 1,000 kg of high energy biscuits. Close to 40 children were evacuated, either by air or road on WFP-chartered transport. WFP also donated small prefabricated buildings to help establish a health clinic and storage facilities in the community.

An assessment mission visited Baie d'Orange in December to identify areas where nutritional follow-up to malnourished children was needed and possibly to implement further maternal health and nutrition-related activities in the region.

Saving Lives

With support from WFP, UNICEF and Caritas, the Matumaini Nutritional Treatment Centre provides nourishment to malnourished children in Rutshuru, DRC.



REFUGEES IN FLIGHT IN DRC

The residents of the eastern Democratic Republic of the Congo were on the move again in late August, fleeing their homes in terror as they have done too many times over the last decade. This time, they were caught in the fighting between government forces and Laurent Nkunda's rebel CNDP that escalated in August. With soldiers shooting and looting on all sides, the region's main city Goma descended into chaos. Many humanitarian organizations evacuated their staff. WFP's staff stayed put, and locked itself down for several nights in its compound.

As soon as the situation allowed, WFP staff moved out and began urgent distributions to the tens of thousands around the city, as many as 60,000 of them squeezed into a stretch of land only a kilometre or so behind the main front line of fighting.

Operating in dangerous situations to assist those in need is second nature to many WFP staff. On one occasion a food distribution was brought to a sudden halt by sustained gun and mortar fire from the surrounding hills. Within minutes, the site emptied, leaving young children lost and tearful as thousands streamed down into Goma.

WFP's most immediate challenge was to get rations to more than 140,000 displaced people in six camps around Goma. The blockade set up by CNDP forces was squeezing food supplies, forcing prices up and turning local sentiment against the refugees. Having delivered these much needed rations, attention turned to those beyond the front line, particularly the 60,000 inhabitants of camps around Rutshuru town, which had been razed. Intense fighting in the area had traumatized local residents, disrupted markets, forced closure of schools and restricted freedom of movement.

The first WFP truck convoy into Rutshuru crossed the front line on 14 November, carrying enough food to

feed 12,000 people for two weeks. Within days, nearly 100,000 displaced people and host families in both Rutshuru and nearby Kiwanja had been registered and received rations. The success of the operation, and in particular the safe passage for truck convoys carrying WFP food, helped open up other areas to humanitarian assistance that had previously been cut off by fighting.

Food for WFP's operation in North Kivu streamed into Goma from various sources. Large stocks were borrowed from neighbouring Rwanda; trucks motored in from Kenya, Tanzania and Uganda, and a barge ferried supplies from southern Africa via WFP's Congolese offices in Bukavu and Uvira.

By the end of 2008, eastern DRC had settled back into a cycle of conflict, underdevelopment and marginalization. The media had left, but the situation had changed little with hundreds of thousands continuing to live in horrendous conditions.



Saving Lives

CONFLICT ERUPTS IN GEORGIA

On 8 August, conflict erupted in South Ossetia (Georgia), involving Georgian, South Ossetian and Russian forces. The Georgians withdrew from the region and the Russians advanced into Georgia. Tens of thousands of civilians fled the fighting. An estimated 30,000 crossed the border into North Ossetia, inside the Russian Federation, while some 128,000 people were displaced across Georgia.

WFP responded quickly to the crisis, using food stocks from its existing operation to feed 212,000 vulnerable people in Georgia, many of them newly displaced. Initially, the operation was restricted to the capital, Tbilisi, where only two days after the crisis erupted, WFP was able to provide a 10-day ration of wheat flour, vegetable oil, beans, sugar and salt to 322 IDPs in shelters. The operation soon expanded to other parts of the country. By the end of August, WFP had reached more than 138,000 people, including IDPs and local populations affected by the conflict.

In the early days of the conflict, continued fighting cut off access to Gori and other combat zones. WFP still managed to begin regular dispatches of food to Gori on 18 August, though South Ossetia remained a no-go area from the Georgian side. Tension eased on 8 September, when Moscow agreed to withdraw its forces from all Georgian territory outside Abkhazia and South Ossetia within a month and to dismantle its

checkpoints in other parts of Georgia within a week. A 200-strong EU observer force was deployed in Georgia on 1 October.

Since many IDP shelters were without cooking facilities, WFP tried to provide prepared foods, such as bread and high energy biscuits, where possible. The organization supplied wheat flour to bakeries to supply free bread to the IDPs. It also provided food to soup kitchens set up by the government and charities to provide the displaced with hot meals.

On 27 August, WFP opened a sub-office in Gori and established a warehouse to supply the town and villages in the “buffer zone”. WFP also delivered flour to three bakeries in Gori to supply bread to some 9,000 people. The first distribution in the buffer zone took place on 11 September, after WFP negotiated access with the general commanding Russian forces. WFP later expanded its activities throughout the zone after the Russians withdrew.

In Georgia as a whole, WFP had by 30 September delivered 1,388 tons of wheat flour, 148 tons of high energy biscuits, 118 tons of vegetable oil, 421 tons of pasta, 177 tons of beans, 67 tons of sugar and 19 tons of salt to more than 138,000 beneficiaries in all affected parts of the country outside South Ossetia. By the end of the year, WFP had reached 244,000 beneficiaries with 8,500 tons of food assistance.

On 18 August, the UN launched a flash appeal for \$59.7 million to meet emergency humanitarian needs over six months as a result of the conflict. Under the appeal, the food sector’s needs were estimated at \$15.8 million, including \$12.9 million for WFP to provide basic food rations. A revised appeal, putting the food security sector’s needs at \$32 million, with \$20 million for WFP, was issued in early October. WFP also appealed for \$2.5 million to provide logistics coordination and inter-agency storage capacity and transport.



A WFP convoy brings essential food to thousands of Georgians who took refuge in a valley south of the city of Gori.



These people will soon receive food from WFP at a distribution point in Georgia.

Security

Workers collect WFP food from small boats ferrying it to the beach at Merka in southern Somalia from the ships MV Rozen and MV Semlow. The ships were escorted from Mombasa, Kenya, by the French frigate Commandant Duceing to protect them against pirate attacks.

SOMALI PIRACY

Piracy exploded in 2008 in the waters off Somalia, and grew at such a pace — 111 attacks with 42 ships hijacked that year — that it fast became an issue of global significance. WFP asked the international community to provide naval escorts for WFP food shipments as 90 percent of WFP food assistance to Somalia must arrive by sea.

And the world stepped forward. A succession of countries generously contributed frigates to escort ships loaded with WFP food. They also provided the funds needed to buy food from as far away as South Africa — and the numbers of those in need were mounting each month.

Since the naval escort system began in November 2007, following a call by Executive Director Josette Sheeran for international protection to stop millions of Somalis from going hungry, not a single ship loaded with WFP food has been attacked by pirates. During 2008, escorts for WFP shipments were provided by naval vessels from Canada, Denmark, France, NATO, the Netherlands (for two tours of duty) and the European Union.

There was still a tragic price paid in human terms: the more than 40 civil society activists and humanitarian workers attacked and killed in 2008, including two WFP staff and five WFP contract workers. They were the first killings of WFP staff members in Somalia since 1993.

But countless lives were saved by WFP food arriving by land and sea. Not only did dedicated WFP staff make it possible, but staff from our partner NGOs risked their lives distributing it. The 260,000 metric tons of WFP food shipped to Somalia in 2008 is almost four times the amount shipped in 2007, three times that of 2006 and eight times that of 2005. This is a strong testimony to

the WFP staff and partners who managed to succeed despite significant demand increases year on year.

Hosting families that were forced to flee Mogadishu, some farmers in southern Somalia said they had never needed WFP food assistance but now desperately did in 2008. Conflict, drought, displacement, a series of failed harvests, high food and fuel prices, hyperinflation and unemployment only added to the numbers across the country who relied upon WFP food distributions to survive.

Those in need of humanitarian assistance rose 77 percent in 2008 to 3.25 million — nearly half the population — with 3.1 million people requiring food from WFP and other organizations. WFP food distributions showed a steady rise in 2006 and 2007 and a sharp acceleration in 2008 from 9,000 tons in January to 30,000 tons in December.

Refugees International and the United Nations branded Somalia the world's worst humanitarian crisis. The country was also named the number one failed state by *Foreign Policy* magazine and labelled the world's most corrupt by Transparency International. But WFP and its brave staff kept life-saving food flowing to Somalia despite the dangers.

KENYA POST-ELECTION VIOLENCE

In Kenya, 2008 dawned with unexpected violence. Orderly elections a few days earlier had turned into a chaotic and contested counting process, which quickly sparked demonstrations and fatal clashes in Mombasa, Nairobi and the Rift Valley.

By the time international mediators had helped bring the violence to an end, more than 1,000 people had been killed and up to 300,000 displaced, many of them

Security

living in camps dotted around the Rift Valley towns of Eldoret, Naivasha and Nakuru, often near police stations and churches.

In cooperation with the government and the Kenya Red Cross, WFP moved food to those desperately in need, diverting stocks of high energy biscuits from refugee camps in the north and expediting deliveries from Mombasa. The security situation forced the need for escorts through much of the worst affected areas. An advance team and vehicles were swiftly dispatched to Eldoret, at the heart of the early violence, and a helicopter was flown in from WFP's Sudan operation to assist with rapid assessment missions.

In the urban areas, WFP and its partners faced a different challenge — how to target those most affected by the violence and most in need of

assistance. Working through a combination of local NGOs, civil society groups and churches, WFP distributed vital supplies to some 160,000 people living in the slums of Nairobi and the western town of Kisumu.

Although distributions in the slums were phased out as the situation normalised, WFP continued its assistance to displaced people in camps through much of the year, and then to those who returned to their homes via transit centres towards the end of 2008.

The operation came when many northern and eastern parts of Kenya were in the grip of a fierce drought, affecting about 900,000 people. Events across the border in Somalia also prompted a major influx of 60,000 refugees into Kenya, creating a further challenge for WFP in the country.



South of Eldoret, Kenya, military forces help clear roadblocks to allow passage of food assistance.



WFP delivers food to Kenyans displaced by the civil unrest that followed national elections.

Nutrition



Children benefit from food distributed by WFP in Badakhshan, Afghanistan.

AFGHANISTAN'S HUNGRY CITIES

Every month the WFP-chartered trucks arrive in downtown Kabul, ready to hand out food to local residents despite the bustling market nearby, stalls overflowing with fresh fruit and vegetables and hanging slabs of newly slaughtered meat. A contradiction perhaps, but the reasons are straightforward. Food in Afghanistan has become so expensive that many of the poorer residents of the Afghan capital can no longer afford to feed themselves.

Bibi Shirin is one of those people. A 50-year-old widow, she lives in Kabul with seven children, including a disabled son, and two grandchildren. "The price of bread jumped from four Afghanis to 20," she complained. "For my family, that was only enough bread to last two days."

Bibi was earning about 1,300 Afghanis (roughly \$26) each month, weaving scarves that she sold in the market. "I used to be able to buy a kilo of sugar and half a kilo of tea with no problem," she said, "but then all of a sudden everything became too expensive and it was too hard for me to feed my family properly. And I was one of the lucky ones, as I own my own house. For people paying rent it was even worse."

Asked about the impact of paying out so much of her small income on food alone, Bibi looked down at her leg and pulled a used bandage out of her handbag. "I suffer from rheumatism, my daughter-in-law is ill and my disabled son is sick most of the time. Now we don't have enough money to buy medicine. The prices have gone up for meat, wheat, medicine and fuel!"

Studies conducted jointly by WFP and government agencies in 2008 found that food and fuel prices had pushed 2.5 million people in Afghanistan to needing food and nutrition assistance to survive. Almost half reside in urban areas. To meet the crisis, the

government and WFP launched a joint appeal for funds in late January, and embarked on a feeding programme to provide close to 46,000 metric tons of wheat to 1.1 million urban dwellers.

The 240 kg individual ration, delivered over a period of three months, was aimed at four categories of people:

- Households headed by disabled individuals
- Households with eight or more people with unreliable sources of income
- Recent returnees and internally displaced people
- Households headed by females, the disabled or the elderly who did not receive food assistance under WFP's existing protracted relief and recovery operation.

In the summer, the government and WFP were forced to issue another joint appeal for funds when drought ravaged the Afghan harvest, reducing expected crop yields by one-third. A second round of urban feeding was launched, targeting roughly the same number of 1.1 million urban residents with a similar ration.

At the height of the food price crisis in 2008, studies found that some Afghan families were spending up to 85 percent of their income on food, compared to 56 percent in 2005.



Afghans benefit from a UNHCR-WFP beekeeping and food distribution programme in Nanakzai.

BEATING NORTH DARFUR'S HUNGER GAP

In August, WFP embarked upon an ambitious campaign in North Darfur to help bridge the area's annual hunger gap, the lean season between harvests when malnutrition wreaks havoc among the region's children. For four months, ending in November, WFP delivered a monthly ration of 500 g of vegetable oil and nearly 5 kg of pre-mixed and fortified blended food to 172,000 children in North Darfur. They were all in the vulnerable age bracket between six months and five years old.

The campaign was a blanket supplementary feeding programme for children that complemented general food distributions. It was launched as a preventive measure to counter threats to child health and nutrition at a traditionally precarious time of the year.


Even at the best of times, hunger is a chronic problem in North Darfur. Global acute malnutrition rates in North Darfur amongst youngsters under five have regularly exceeded 20 percent during the hunger season, well above the 15 percent rate universally recognized as constituting an emergency. Surveys carried out in 2008 immediately after the harvest found 56 percent of the population remained food insecure despite the availability of newly harvested crops.

Initially targeted to reach 180,000 children, the supplementary feeding programme focused on mothers and community leaders, who received training to raise awareness about malnutrition and its relationship to food, health and care-giving practices. They also learned about the composition of the WFP blended food ration they were receiving: a mixture of dried skimmed milk, sugar and corn-soya blend enriched with essential vitamins, minerals and other micronutrients.

The pre-mixed blended food was produced and packaged at a newly-built facility in El Fasher, capital of North Darfur, where three blending machines — procured in South Africa and airlifted to El Fasher — provided a daily output of 25 to 30 metric tons. WFP supervised quality control and hygiene, as it does in similar local projects globally, especially in the processes involving dried skimmed milk, a delicate commodity.

Donor generosity helped make the programme possible, in particular the critical dried skimmed milk component that was provided by Austria and Switzerland. As the first large-scale blanket supplementary feeding programme launched in North Darfur, the project is still growing. As feedback has been positive, WFP plans to expand the programme in 2009 to more than 300,000 children in South and West Darfur.

Given the current security environment in Darfur, considerable challenges exist in operating effective supplementary feeding programmes, particularly in rural areas without health infrastructure. But WFP is prepared to accept the challenge to improve the life and livelihoods of the six million people who the organization assists in Sudan, including three million in Darfur.



Sudanese school girls enjoy *fatur* (breakfast) during School Feeding Cooks Training in El Fasher Town, North Darfur.



WFP food distributions reach Lesotho's most vulnerable, including people with HIV, children orphaned by AIDS, pregnant and nursing mothers and the elderly.

KEEPING CHILDREN IN SCHOOL IN LESOTHO

Watching Malintle Mantule presiding over her school full of pupils, it is hard to imagine her as anything other than a teacher. But you cannot teach if you do not finish primary school and she was almost forced to drop out due to poverty and hunger.

"The cost of education meant that it wasn't easy for my parents to send me to school," says 45-year-old Mantule, especially as any money spent on education meant less money to feed the family. "My five brothers and sisters and I all looked forward to going back to school after the holidays because WFP made sure that we ate a proper lunch every day."

Mantule was one of the first children to benefit from WFP's school feeding programme in Lesotho in

the late 1960s. Since then, the programme has helped millions of hungry children by providing them with food and better nutrition and the chance of a brighter future. About 80,000 children still receive a hot, nutritious meal in Lesotho on a daily basis. Globally, WFP feeds 20 million children in school in 68 countries every day.

Mantule is now principal of Maphutseng Primary School. She is also studying for her Bachelor of Education degree from the National University of Lesotho. None of this would have been possible without WFP's school feeding programme, and that would have been an enormous loss not only for Mantule, but also for the generations of primary school students who benefit daily from her teaching and guidance.

Countering Climate Change

Despite the richness of natural resources in the Amhara region in northwest Ethiopia, low agricultural productivity due to recurrent drought has left many people chronically food insecure.

MERET: REGENERATION IN ETHIOPIA

Mohamed Hussein stands on a ridge, looking down on the terraced hillside that, he says, “changed my life completely”.

The field climbs in terraced steps up a slope in the highlands of Amhara in northern Ethiopia, not far from the border with neighbouring Afar. It has been freshly ploughed and seeded with sorghum, except for a spot halfway up the slope where seven orange trees, heavy with ripening fruit, occupy a single terrace.

“This used to be nothing more than a gully,” says the 45-year-old farmer, gesturing down at the field. “When the rains came, the water would rush down the hill, carrying all the good topsoil with it.”

All that began to change five years ago, when Mohamed’s gully was selected as a MERET project. A joint venture between the Ethiopian government

and WFP, the programme draws its name from the Amharic word for land, *meret*, which is a convenient acronym for the programme — Managing Environmental Resources to Enable Transitions to More Sustainable Livelihoods.

Under MERET, chronically food-insecure communities participate in environmental rehabilitation and income generating activities designed to improve livelihoods through the sustainable use of natural resources. Its primary objective is to build resilience to the kind of shocks that struck Ethiopia in 2008. Some of those shocks were economic, such as high food and fuel prices, while others were environmental, like the prolonged drought that was related to climate change, according to experts.

Among the programme’s many activities are measures to build and rehabilitate feeder roads, reforest barren hillsides, restore springs and rainwater ponds, and reconstruct and refurbish agricultural terraces.



Residents of Ethiopia's southern Rift Valley region leave a WFP distribution point with food.

Countering Climate Change

WFP provides the food for those involved in implementing the projects — 3 kg of cereal per workday to each participant for up to three months.

The organization also supplies tools, construction materials and other utensils as well as expert advice to build local capacity, and teaches farmers the latest techniques.

In Mohamed's case, the restoration of his gully began with the construction of a 2.5 metre-high wall at the bottom of his hill to hold the rainwater runoff and, most importantly, the topsoil. Every year, Ethiopia loses 1.5 billion tons of topsoil through erosion. It is a major contributor to food insecurity in the country.

Once the wall was in place, additional terrace walls were gradually erected at intervals up the steep slope. The terrace walls trapped the rainwater, which could then slowly percolate down into the soil rather than simply wash away. Over time, the terraces filled with soil, deep enough to allow Mohamed to plant his seven orange trees.

Five years later, Mohamed now holds a sustainable and increasingly profitable asset. "That field never used to produce more than a quintal-and-a-half (150 kg) of sorghum," he says. "Last year, I harvested 100 quintals [1,000 kg]."

His orange trees supply an added bonus, providing a cash crop worth 3,000 Ethiopian birr (\$300). With the proceeds, Mohamed has been able to purchase livestock — seven sheep, two oxen, two donkeys and a cow — to augment his assets. He has also managed to move homes, transporting his wife and four children from the small, thatched-roof mud hut at the bottom of the hill to a new home near the top of the slope with wood-framed windows and a rainproof, corrugated metal roof. "Our life is so much better now," he says.

Close to 400,000 other Ethiopians might well echo that view, thanks to their participation in MERET projects at 213 sites across Ethiopia during 2008. Among the programme's many achievements, not least was the reclamation of more than 86,000 hectares of degraded land.

BANGLADESH FLOOD HOUSES

When Asma married at the age of 16, as many girls do in Bangladesh, she had the same hopes of a better future as all young newlyweds. But Asma's dreams were not to be realised. Her new husband, seven years her senior, was ill and unable to support a family. Asma, now 34, had no choice but to be the breadwinner in a family of five that also includes two sons, Masud, 10, and Mamun, 4, and a daughter, Kona, 6 months.

Life was made even harder by the family's location in a village alongside the River Teesta in northern Bangladesh, one of the most food-insecure areas of the country. During the monsoons the river swells over its banks, causing flooding and severe soil erosion. Asma, like thousands of her neighbours, had to move several times as her tiny mud house was washed away.

"My life consisted of nightmares only," says Asma. "When food prices went up and rice was 35 *taka* [52 US cents] a kilogram, we had to skip two meals a day. I could not afford to send my children to school."

Asma enrolled in the Enhancing Resiliency (ER) project, one of the programmes that WFP has implemented with the government of Bangladesh and NGOs to respond to, and prepare for, natural disasters. Asma took part in a six-month mandatory food-for-training course on disaster preparedness,



In northern Bangladesh, flood-affected residents live as refugees where their villages once stood. This family continues to live in its flooded dwelling in Kurigram.



These women and their families, victims of severe flooding, benefit from distributions of fortified wheat flour in northern Bangladesh.

which helped her to assess and reduce disaster risks, as well as acquire skills that will enable her to generate her own income. Asma received 2.5 kg of rice and 37.5 taka every day during her time on the ER project.

Asma then joined together with 34 of her neighbours to raise their houses above flood levels. This back-breaking work entailed collecting and carrying 550 cubic meters of soil, weighing nearly two tons, from the river banks and ditches and building a foundation for her new house on higher ground. Asma's house took 14 days to raise, at a cost of just \$700.

Since 2001, 1.3 million women have received training on disaster preparedness and 30,000 houses have been raised — 4,000 of them under the ongoing ER programme. A newly-confident Asma says, "As an ER participant I raised my house with the help of WFP and my co-workers. Now floods will not be able to wash away whatever assets we have. I can concentrate on my cow-rearing project. My children are back in school. And, most importantly, I have dreams for the future".

Bangladesh is one of the countries most vulnerable to the effects of climate change. Experts predict that climate change could affect more than 70 million Bangladeshis due to the country's geographic location, low elevation, high population, poor infrastructure, high levels of poverty and high dependence on natural resources.

WFP has been helping communities adapt to climate change in Bangladesh for over two decades. In partnership with the government, WFP planted 37 million trees and helped create or rehabilitate:

- 25,000 km of roads above flood levels
- 11,000 km of river and coastal embankments
- 4,000 km of canals for drainage and irrigation
- 2,300 acres of water bodies for fish culture
- 1,000 drinking water tanks
- 400 water tanks for rainwater harvesting and conservation in drought-prone areas

Food Flights



UN planes in South Sudan — essential for bringing food, cargo and aid workers where they are needed most

WFP AVIATION

When an emergency strikes, often the only way to provide life-saving assistance is by air. Working on behalf of the entire humanitarian community, WFP's aviation unit is among the first to respond, carrying aid workers and cargo to the most difficult and remote areas of the globe.

In 2008, using 58 aircraft chartered for long-term operations and 73 strategic airlifts, WFP Aviation flew 47,000 hours, transporting 360,000 passengers and 15,200 metric tons of cargo, at a cost of almost \$155 million. In 2008, the passenger service known as UNHAS — the UN Humanitarian Air Service — carried 12 percent more people than in 2007. They came from UN agencies (60 percent), NGO partners (30 percent), donors and media (10 percent). Ad hoc flights transporting food and other items were managed on behalf of UNICEF, UNHCR, FAO, NGO partners and others.

In response to emergencies, special air operations were launched in Haiti, Madagascar, Mozambique and Myanmar. In Myanmar alone, 10 helicopters were chartered for more than 20,000 passengers and 5,000 metric tonnes of relief goods during an eight-month operation. Medical and security evacuations were also carried out in Chad, Mozambique, Myanmar, Somalia and Sudan. Sudan remained WFP's largest air operation by far. In 2008, UNHAS Sudan carried 207,000 people and 1,600 metric tons of cargo with 18 fixed-wing aircraft and five helicopters flying 23,000 hours. The total expenditure for the operation was \$56 million.

In a public statement supporting UNHAS Sudan's work, 14 international aid agencies wrote, "Much of our work meeting the enormous humanitarian and development needs across Sudan would not be possible without these flights...for months at a time,

vast areas are flooded and completely impassable. Without UNHAS to fly aid in, there is no way the needs of these areas could be met."

Despite increasing needs, WFP Aviation faced significant funding shortages in 2008. Central African Republic reduced the number of aircraft in operation and some flights in Sudan had to be temporarily suspended due to a lack of funding. Operations in Niger, Sri Lanka and West African coastal regions remain critically underfunded.

Elsewhere, WFP continued its collaboration with the logistics company TNT, providing aviation training for 290 participants from WFP, other UN agencies, NGOs and national civil aviation authorities. WFP further developed its cooperation with the International Committee of the Red Cross in field operations and air safety. WFP's Aviation Safety Unit also played an active role in enhancing the capacity of civil aviation authorities in Africa and Asia and conducting safety management courses with the International Civil Aviation Authority.



These two helicopters — themselves cargo inside a larger Australian Defence Force aircraft — are en route from South Africa to Thailand, where they became essential to WFP's Myanmar relief operations.

Funding and Resources

The food from this WFP-run wheat flour facility in Rangpur, Bangladesh, is distributed to vulnerable people who cannot support themselves.

Contributions to WFP for 2008 exceeded \$5 billion, a record level in WFP's history. More than \$1 billion of total contributions was attributable to the extraordinary March appeal to address high food and fuel prices, which drew contributions from 28 donors. The largest single contribution was \$500 million, from the Kingdom of Saudi Arabia.

Donor support for Emergency Operations was strong, with 85 percent of funding needs met. Development Operations were also strongly supported, with 84 percent of needs met, but only 70 percent of the needs of Protracted Relief and Recovery Operations (PRROs) were filled. Special Operations were the least well supported, with only 60 percent receiving the funding they needed, although some resources were recovered by providing local services for the humanitarian community.

Development activities received \$406.2 million in 2008, the highest amount since 2000 and a 45 percent increase compared to 2007. The number of donors also increased, with 41 donors supporting Development Operations in 2008, including several recipient governments; however, as a proportion of total contributions, Development Operations fell to the lowest level ever.

In 2008, 82 percent of contributions were directed, or specified to assist certain operations or activities, while 18 percent were multilateral, or not earmarked for any particular programme — compared to just 9 percent of non-earmarked funds in 2007. This was an encouraging trend, as multilateral funding increases the flexibility of WFP to allocate funds where it is most needed.

Operations in Africa received the largest share of directed contributions, 67 percent. Asian countries followed with 22 percent. Countries in the Middle East received 7 percent of the funding, and Central and South America received 4 percent.

The proportion of multilateral contributions of the overall total increased from 9.5 percent in 2007 to 18 percent in 2008. Nearly four-fifths of multilateral contributions — \$56 million — was used for relief operations. Overall, multilateral funds were used to support operations in 77 countries.

A larger proportion of contributions was received earlier in the year. Confirmed contributions at the end of March were 19 percent higher than March 2007, and were almost double for June from a year earlier.

Twinning partnerships in 2008 enabled six governments to make contributions to WFP of 75,800 metric tons of in-kind food, which was then matched with \$12 million in cash from other donors to cover associated costs and reach full cost recovery. This allowed WFP to receive more food and to feed a greater number of people with less delay.

WFP received \$137 million of bilateral contributions for programmes outside of its regular programme of work.

The number of donors continued to increase, reaching 98 by year end. Sixty-six donor nations were not part of the Organisation for Economic Co-operation and Development. Nine governments supported WFP for the first time: Argentina, Burkina Faso, Burundi, East Timor, the Republic of Guinea, Iraq, Mali, Mexico and Tanzania.



A girl receives much-needed food from a WFP distribution site at Al Salam IDP Camp in North Darfur, Sudan.

Funding and Resources



At this school in Liberia, children receive meals donated by Saudi Arabia through WFP's school feeding programme.

Another welcome development was the increase in contributions from recipient countries. In 2008, 38 government donors who were also recipients of WFP assistance provided almost \$140 million, up from \$56 million from 20 recipient countries in 2003.

Despite the expanded donor base, the bulk of funding came from a limited number of donors. WFP's 10 largest donors during the year accounted for 82 percent of the resources received, continuing the trend of previous years. Saudi Arabia, Spain and various United Nations funds all entered the ranks of WFP's top ten donors. The 20 largest donors accounted for 96 percent of contributions, while the average donation from all country donors increased from \$31 million in 2007 to more than \$51 million in 2008.

During 2008, WFP took part in 11 Consolidated Appeal Processes (CAPs), 10 flash appeals and 13 appeals classified by the UN Office for the Coordination of Humanitarian Affairs as "other appeals".

WFP's \$7 billion requirement represented 38 percent of total 2008 CAP/flash requirements. WFP received 94 percent of the amount it requested in CAP/flash appeals.

Food as a sector was relatively well-funded in CAPs, with 87 percent of requirements met in 2008. WFP was the main recipient of contributions for food-related needs. The impact of WFP nutrition interventions was blunted, however, due to lack of similar levels of support for related sectors involving the provision of clean water and basic health services.

Revenue generated during 2008 amounted to \$5.1 billion, 81 percent of which was in cash, 17 percent from in-kind contributions and 2 percent from special accounts activities. Total expenses for 2008 were \$3.7 billion. The remaining \$1.4 billion is set aside for outstanding commitments to vendors and others, held in trusts for certain programmes, and held as reserves for one month of operating expenses.



WFP works closely with local partner Concern to monitor food distributions in Zimbabwe.

Partnerships



Residents assist in food distribution at Horebo camp in eastern DRC.

PRIVATE SECTOR PARTNERS

In 2008, WFP celebrated a year of milestones in terms of support from the private sector. Early in the year, WFP's Executive Board endorsed a ten-year vision and strategy for expanding private sector partnerships and fundraising.

As the year progressed, one major global corporation became a partner of WFP and many leaders in the food industry expressed a strong willingness to help WFP expand its food basket to include ready-to-use foods. At the same time, two foundations increased their support, while outreach to online donors grew exponentially and cash donations tripled.

The year ended with companies and foundations giving \$145 million in cash, which included a \$66 million grant for P4P from the Bill & Melinda Gates Foundation.

Reinforcing WFP's continued efforts to raise the profile of the organisation among the public and collect money from private individuals, the second year of the Yum! World Hunger Relief Campaign was even more successful than the first. More restaurants in more countries participated in the campaign, with notable additions in Europe and the Middle East. Yum! Brands also expanded its commitment to WFP at the Clinton Global Initiative in New York, where CEO David Novak pledged \$80 million to WFP and other hunger relief organisations over the next five years.

Long-term partner Unilever ramped up its number of campaigns, with eight new countries raising funds and awareness of hunger for WFP school feeding programmes. WFP also became the cornerstone of the company's corporate social responsibility platform in Europe.

As the momentum to enhance WFP's food basket grew, the private partnerships team worked with many industry leaders to explore partnership opportunities. This culminated in a renewed agreement with Kemin Industries to support a quality control programme and the provision of food technology expertise to WFP country offices.

In addition to developing new micronutrient powder sachets for home fortification, global partner DSM increased its commitment to WFP with direct support to cyclone victims in Bangladesh.



Kurigram village in northern Bangladesh struggles to recover from severe flooding that has left its residents with even fewer food options.

WFP's emergency information and communication technology (ICT) team reaped the rewards of a new, three-year partnership with the Vodafone Foundation-UN Foundation. Aimed at bringing timely ICT help to disaster zones, the partnership enabled five emergency ICT deployments in 2008 and supported inter-agency training for ICT experts from around the world.

WFP's first corporate partner, TNT, continued its support of WFP school feeding as well as extending invaluable help as a logistics stand-by partner in emergencies such as Haiti and Myanmar. Support from TNT also enabled WFP to again have a strong presence at the World Economic Forum in Davos.

Partnerships



Women harvest what they can from farms in Kampala, Uganda.

When the high food price crisis hit WFP programmes mid-year, the private sector rallied in the form of large donation for West Africa from the Bill & Melinda Gates Foundation. Like the Gates Foundation, the Howard G. Buffett Foundation made a sizeable grant to WFP's P4P initiative, raising its total contributions to the project over the past two years to \$12 million. After five successful years, the Dutch Postcode Lottery renewed its support to Niger.

The internet was another growth area in 2008, bringing in more than \$2 million, nearly double the total of 2007. Online fundraising at www.wfp.org was an integral part of the year's flagship Fill the Cup school feeding campaign.

In addition to the \$145 million raised through the private sector in cash, another \$49 million was garnered through in-kind donations, such as advertising and consultancy services.

WFP's private sector donor base broadened significantly in 2008, sourcing donations from 150 donors (against 84 in 2007), with 41 percent of donations coming from corporations and 39 percent from foundations.

The US remained the largest source of private sector donors, followed by Europe, with the Netherlands in the lead. Funds from the private sector went to WFP operations all over the world, but Africa was the predominant region supported. Nearly \$7 million was raised for WFP's emergency operations in Myanmar.

The Private Partnerships Division's self-financing model continues to grow, with a four-fold increase in management fees charged to corporate donors. In 2008, fees totalled more than \$3 million.



A farmer examines maize he has harvested in Kapchorwa, Uganda.

Annexes



A cargo ship loaded with WFP food aid arrives at the Mogadishu harbour, escorted by a Dutch warship.



| | 2005 | | | | 2006 | | | | 2007 | | | | 2008 ² | | | | | | | | |
|---------------------------|----------------|------------------|----------------|------------|------------------|----------------|------------------|----------------|---------------|------------------|----------------|------------------|-------------------|----------------|------------------|----------------|------------------|----------------|----------------|------------------|--|
| | Development | Relief | SO | Bilaterals | Total | Development | Relief | SO | Bilaterals | Total | Development | Relief | SO | Bilaterals | Total | Development | Relief | SO | Bilaterals | Total | |
| GRAND TOTAL | 258 884 | 2 282 892 | 196 724 | 23 | 2 892 401 | 268 210 | 1 962 307 | 236 336 | 11 764 | 2 664 994 | 309 318 | 2 005 656 | 166 244 | 272 090 | 2 753 308 | 292 112 | 2 733 744 | 200 252 | 309 639 | 3 535 746 | |
| SUB-SAHARAN AFRICA | | | | | | | | | | | | | | | | | | | | | |
| Angola | - | 43 986 | 6 793 | -2 | 50 777 | - | 21 210 | 6 844 | - | 28 054 | - | 3 457 | 839 | - | 4 296 | - | 3 503 | - | - | 3 503 | |
| Benin | 2 124 | 942 | - | - | 3 067 | 2 266 | 875 | - | - | 3 141 | 2 336 | 528 | - | - | 2 864 | 4 333 | 294 | - | - | 4 627 | |
| Burkina Faso | 2 766 | 833 | - | 100 | 3 699 | 5 199 | 605 | - | 394 | 6 199 | 4 027 | 6 864 | - | 855 | 11 747 | 4 668 | 8 531 | - | 982 | 14 182 | |
| Burundi | - | 37 603 | 1 096 | 2 119 | 40 818 | - | 46 029 | 876 | 65 | 46 970 | - | 38 257 | 0 | 456 | 38 713 | - | 31 738 | - | 108 | 31 845 | |
| Cameroon | 1 050 | 951 | - | - | 2 001 | 1 625 | 1 115 | - | 0 | 2 740 | 1 953 | 1 402 | - | 1 | 3 356 | 2 057 | 5 997 | 698 | - | 8 752 | |
| Cape Verde | 557 | - | - | - | 557 | 932 | - | - | - | 932 | 789 | - | - | - | 789 | 673 | - | - | - | 673 | |
| Central African Republic | 1 698 | 2 004 | - | - | 3 702 | 2 675 | 4 345 | 209 | - | 7 228 | 2 147 | 19 768 | 3 104 | - | 25 019 | 2 641 | 28 948 | 4 570 | - | 36 160 | |
| Chad | 2 460 | 41 806 | 5 987 | - | 50 254 | 4 271 | 46 270 | 4 767 | - | 55 308 | 4 669 | 62 028 | 5 615 | - | 72 312 | 3 815 | 78 844 | 12 056 | - | 94 714 | |
| Congo | - | 3 983 | - | - | 3 983 | - | 2 748 | - | - | 2 748 | - | 2 808 | - | - | 2 808 | - | 3 411 | - | - | 3 411 | |
| Congo, Dem. Rep. of the | - | 59 007 | 3 016 | - | 62 023 | - | 43 464 | 4 409 | - | 47 874 | - | 71 776 | 4 459 | - | 76 234 | - | 93 902 | 7 422 | - | 101 323 | |
| Côte d'Ivoire | - | 21 892 | 1 795 | 619 | 24 306 | - | 21 058 | 2 466 | 267 | 23 791 | - | 23 289 | 270 | 288 | 23 847 | - | 16 286 | 257 | - | 16 543 | |
| Djibouti | 1 103 | 3 943 | - | - | 5 046 | 1 089 | 4 208 | - | - | 5 297 | 1 488 | 3 125 | - | - | 4 613 | 701 | 7 526 | - | - | 8 227 | |
| Eritrea | - | 64 364 | - | - | 64 364 | - | -9 904 | - | - | -9 904 | - | 241 | - | - | 241 | - | 137 | - | - | 137 | |
| Ethiopia | 25 031 | 311 209 | - | - | 336 239 | 19 037 | 174 461 | 882 | - | 194 380 | 17 836 | 148 862 | 164 | 2 040 | 168 902 | 19 658 | 261 831 | 2 578 | 3 337 | 287 404 | |
| The Gambia | 2 138 | 10 | - | - | 2 148 | 2 037 | 92 | - | - | 2 129 | 1 919 | 896 | - | - | 2 815 | 2 933 | 916 | - | - | 3 849 | |
| Ghana | 2 818 | 2 099 | - | - | 4 918 | 1 892 | 1 369 | - | - | 3 261 | 2 275 | 1 838 | 316 | - | 4 430 | 2 779 | 6 218 | 284 | -72 | 9 209 | |
| Guinea | 3 242 | 9 005 | 208 | - | 12 455 | 3 004 | 7 493 | 165 | - | 10 662 | 4 149 | 6 848 | 929 | 14 | 11 940 | 5 895 | 13 209 | 621 | 8 | 19 733 | |
| Guinea-Bissau | - | 3 110 | - | - | 3 110 | - | 3 844 | - | - | 3 844 | - | 5 078 | - | - | 5 078 | - | 3 316 | - | - | 3 316 | |
| Kenya | 16 417 | 63 551 | - | - | 79 968 | 17 180 | 134 400 | 1 553 | - | 153 134 | 28 532 | 153 561 | 8 205 | - | 190 298 | 25 022 | 136 528 | 681 | 61 | 162 293 | |
| Lesotho | 2 630 | 19 458 | - | - | 22 088 | 2 876 | 7 761 | - | - | 10 638 | 1 331 | 10 199 | - | 128 | 11 658 | 1 368 | 9 355 | - | 204 | 10 927 | |
| Liberia | -1 | 35 141 | 150 | - | 35 290 | - | 33 832 | 450 | - | 34 282 | - | 31 477 | 3 166 | 206 | 34 850 | 969 | 27 277 | 3 727 | 7 | 31 980 | |
| Madagascar | 4 472 | 1 796 | - | 693 | 6 960 | 3 425 | 525 | - | 64 | 4 014 | 3 966 | 9 327 | 598 | 0 | 13 891 | 4 554 | 7 891 | 675 | - | 13 120 | |
| Malawi | 6 004 | 54 996 | -99 | 360 | 61 261 | 6 743 | 41 785 | - | 136 | 48 664 | 12 809 | 30 402 | - | 1 | 43 212 | 12 823 | 15 961 | - | 74 | 28 858 | |
| Mali | 6 834 | 9 934 | - | 257 | 17 025 | 3 662 | 12 662 | - | 572 | 16 897 | 3 544 | 8 360 | - | 1 237 | 13 142 | 4 565 | 6 880 | - | 2 133 | 13 577 | |
| Mauritania | 3 888 | 14 973 | - | - | 18 861 | 3 753 | 9 768 | - | - | 13 521 | 4 519 | 14 693 | - | - | 19 212 | 6 993 | 20 666 | - | - | 27 659 | |
| Mozambique | 13 855 | 31 615 | - | - | 45 470 | 7 504 | 29 365 | - | 2 | 36 871 | 12 832 | 22 206 | 2 509 | 95 | 37 643 | 9 231 | 29 813 | 2 909 | 102 | 42 055 | |
| Namibia | - | 791 | - | - | 791 | - | 2 488 | - | - | 2 488 | - | 6 369 | - | - | 6 369 | - | 3 313 | - | - | 3 313 | |
| Niger | 6 595 | 37 290 | 184 | - | 44 069 | 6 602 | 31 519 | 35 | - | 38 157 | 5 813 | 16 853 | - | - | 22 666 | 10 997 | 18 394 | 1 990 | - | 31 382 | |
| Rwanda | 5 445 | 13 323 | - | - | 18 768 | 5 196 | 17 396 | - | - | 22 592 | 6 794 | 8 711 | - | - | 15 505 | 7 477 | 11 586 | - | 279 | 19 343 | |
| São Tomé and Príncipe | 768 | - | - | - | 768 | 816 | - | - | - | 816 | 956 | - | - | - | 956 | 635 | - | - | - | 635 | |

(thousand dollars)

| | 2005 | | | | | 2006 | | | | | 2007 | | | | | 2008* | | | | | |
|----------------------------|----------------|------------------|----------------|--------------|------------------|----------------|------------------|----------------|--------------|------------------|----------------|------------------|----------------|---|------------------|----------------|------------------|----------------|---|---------------|------------------|
| | Development | Relief | Special Oper. | Bilaterals | Total | Development | Relief | SO | Bilaterals | Total | Development | Relief | SO | Bilaterals, Trust Funds and Others ³ | Total | Development | Relief | SO | Bilaterals, Trust Funds and Others ³ | Total | |
| Senegal | 3 361 | 2 860 | - | - | 6 221 | 3 464 | 2 703 | - | - | 6 167 | 2 853 | 3 557 | - | 8 | 6 418 | 3 458 | 5 101 | - | - | - | 8 559 |
| Sierra Leone | 4 127 | 9 128 | 75 | - | 13 330 | 4 275 | 5 753 | 90 | - | 10 118 | 4 885 | 7 335 | 123 | 7 | 12 350 | 3 392 | 11 169 | 242 | - | - | 14 803 |
| Somalia | - | 22 761 | - | - | 22 761 | - | 53 465 | - | - | 53 465 | - | 64 508 | 3 169 | - | 67 678 | - | 168 086 | 10 696 | - | - | 178 781 |
| South Africa | 480 | - | - | - | 480 | 893 | - | - | - | 893 | 894 | - | - | - | 894 | -10 | 77 | - | - | - | 67 |
| Sudan | 4 400 | 569 691 | 110 879 | - | 684 970 | 3 191 | 465 543 | 88 897 | - | 557 631 | 3 340 | 463 199 | 98 693 | 23 653 | 588 886 | 5 375 | 531 255 | 91 546 | 7 141 | - | 635 316 |
| Swaziland | - | 10 779 | - | -5 | 10 774 | - | 8 136 | - | - | 8 136 | - | 11 155 | - | - | 11 155 | - | 9 432 | - | - | - | 9 432 |
| Togo | - | 289 | - | - | 289 | - | 465 | - | - | 465 | - | 1 836 | 59 | - | 1 896 | - | 3 817 | 217 | - | - | 4 034 |
| Uganda | 6 791 | 103 932 | - | - | 110 744 | 4 557 | 98 696 | - | - | 103 253 | 3 437 | 107 029 | 2 440 | 234 | 113 140 | 4 228 | 113 236 | 363 | - | - | 117 827 |
| United Rep. of Tanzania | 6 092 | 37 556 | - | - | 43 649 | 5 409 | 33 199 | - | - | 38 608 | 8 683 | 31 004 | - | 33 | 39 719 | 6 684 | 22 345 | - | 205 | - | 29 233 |
| Zambia | 8 147 | 43 863 | - | - | 52 010 | 6 501 | 53 634 | - | - | 60 135 | 5 205 | 13 654 | - | - | 18 859 | 7 438 | 19 090 | 0 | - | - | 26 529 |
| Zimbabwe | - | 67 450 | - | 548 | 67 998 | - | 98 870 | - | - | 98 870 | - | 97 913 | - | 25 | 97 938 | - | 155 610 | - | - | - | 155 610 |
| Other Regional Expenditure | 409 | 4 346 | 106 | 0 | 4 861 | 66 | 6 621 | 757 | - | 7 444 | 20 | 3 173 | 123 | -14 | 3 302 | 0 | 958 | 0 | 349 | - | 1 307 |
| TOTAL REGION | 145 704 | 1 762 296 | 130 188 | 4 688 | 2 042 876 | 130 139 | 1 517 868 | 112 399 | 1 501 | 1 761 907 | 154 001 | 1 513 588 | 134 782 | 29 269 | 1 831 640 | 165 351 | 1 892 447 | 141 532 | 14 916 | 14 916 | 2 214 246 |
| ASIA | | | | | | | | | | | | | | | | | | | | | |
| Afghanistan | - | 92 260 | 1 779 | - | 94 040 | - | 81 938 | 12 934 | - | 94 872 | - | 118 893 | 14 821 | 6 | 133 719 | - | 189 836 | 14 636 | - | 369 | 204 841 |
| Bangladesh | 16 629 | 18 247 | - | 1 061 | 35 938 | 42 113 | 4 125 | - | 3 283 | 49 521 | 65 185 | 12 387 | - | 1 858 | 79 430 | 33 119 | 62 476 | - | -658 | - | 94 938 |
| Bhutan | 2 287 | - | - | - | 2 287 | 1 694 | - | - | - | 1 694 | 3 711 | - | - | - | 3 711 | 2 210 | - | - | - | - | 2 210 |
| Cambodia | 1 641 | 7 159 | - | 358 | 9 158 | 1 943 | 11 238 | - | 759 | 13 940 | 2 028 | 13 459 | - | 2 883 | 18 371 | 1 777 | 18 059 | - | 351 | - | 20 187 |
| China | 9 933 | - | - | - | 9 933 | 181 | - | - | - | 181 | - | - | - | - | - | - | 402 | - | - | - | 402 |
| India | 12 721 | 266 | - | - | 12 986 | 14 990 | - | - | - | 14 990 | 14 879 | - | - | 6 403 | 21 282 | 8 855 | 577 | - | 9 696 | - | 19 128 |
| Indonesia | - | 103 392 | 29 008 | 1 375 | 133 775 | - | 63 145 | 27 047 | 1 835 | 92 026 | - | 36 876 | 5 171 | 2 989 | 45 036 | - | 24 290 | 1 007 | 728 | - | 26 025 |
| Islamabad Cluster | - | -66 | -0 | - | -67 | - | - | - | - | - | - | 49 | - | - | 49 | - | - | - | - | - | - |
| Korea D. P. R. of | - | 55 402 | 8 | 0 | 55 410 | - | 9 964 | - | - | 9 964 | - | 33 699 | - | - | 33 699 | - | 73 026 | - | - | - | 73 026 |
| Lao, People's Dem. Rep. of | 3 849 | 815 | - | - | 4 664 | 3 092 | 1 305 | - | - | 4 397 | 4 356 | 2 965 | - | - | 7 321 | 5 788 | 3 648 | - | - | - | 9 436 |
| Maldives | - | 2 096 | 2 623 | - | 4 719 | - | 366 | 2 943 | - | 3 309 | - | - | - | - | - | - | - | - | - | - | - |
| Myanmar | - | 9 119 | - | - | 9 119 | - | 9 527 | - | - | 9 527 | - | 11 307 | - | - | 11 307 | - | 54 559 | 26 606 | - | - | 81 165 |
| Nepal | 10 919 | 5 762 | 228 | - | 16 909 | 15 215 | 9 599 | 531 | - | 25 345 | 15 703 | 21 463 | 152 | - | 37 318 | 6 238 | 38 150 | - | - | - | 44 388 |
| Pakistan | 12 748 | 19 511 | 17 517 | - | 49 776 | 14 497 | 45 346 | 53 438 | - | 113 281 | 14 368 | 11 187 | 4 171 | 85 | 29 812 | 24 623 | 21 829 | 260 | 79 | - | 46 792 |
| Philippines | - | - | - | - | - | - | 4 551 | - | - | 4 551 | - | 11 588 | - | - | 11 588 | - | 8 327 | - | - | - | 8 327 |

DIRECT EXPENSES¹ BY COUNTRY, REGION AND PROGRAMME CATEGORY, 2005–2008

| | 2005 | | | | 2006 | | | | 2007 | | | | 2008* | | | |
|--|------------------|----------------|---------------|--------------|----------------|------------------|----------------|---------------|--------------|----------------|------------------|----------------|---------------|---|----------------|--|
| | Develop- ment | Relief | SO | Bilaterals | Total | Develop- ment | Relief | SO | Bilaterals | Total | Develop- ment | Relief | SO | Bilaterals, Trust Funds and Others ³ | Total | |
| Sri Lanka | 278 | 53 482 | 7 041 | - | 60 801 | 592 | 22 175 | 824 | - | 23 591 | 1 376 | 38 070 | 3 329 | 213 | 42 988 | |
| Thailand | - | 400 | - | - | 400 | - | - | - | - | - | - | - | - | - | - | |
| Timor-Leste | - | 1 331 | - | - | 1 331 | - | 7 275 | - | - | 7 275 | - | 8 576 | - | - | 8 576 | |
| Other Regional Expenditure | 43 | 9 893 | 5 138 | - | 15 074 | - | 4 091 | 1 568 | - | 5 659 | - | - | 451 | - | 55 | |
| TOTAL REGION | 71 047 | 379 069 | 63 343 | 2 794 | 516 254 | 94 317 | 274 646 | 99 285 | 5 877 | 474 125 | 121 606 | 320 518 | 28 096 | 14 436 | 484 657 | |
| EASTERN EUROPE AND CIS | | | | | | | | | | | | | | | | |
| Albania | - | 2 103 | - | - | 2 103 | - | 8 | - | - | 8 | - | - | - | - | - | |
| Armenia | - | 2 345 | - | - | 2 345 | - | 2 725 | - | - | 2 725 | - | 5 388 | - | - | 5 388 | |
| Azerbaijan | - | 5 548 | - | - | 5 548 | - | 5 084 | - | - | 5 084 | - | 7 836 | - | - | 7 836 | |
| Georgia | - | 4 622 | - | - | 4 622 | - | 4 589 | - | - | 4 589 | - | 4 381 | - | 6 | 4 387 | |
| Kyrgyzstan | - | 4 | - | - | 4 | - | - | - | - | - | - | - | - | - | 69 | |
| Russian Federation | - | 8 019 | - | - | 8 019 | - | 5 931 | - | - | 5 931 | - | 8 212 | - | - | 8 212 | |
| Serbia and Montenegro | - | - | - | - | - | - | -3 | - | - | -3 | - | - | - | - | - | |
| Tajikistan | - | 13 234 | - | - | 13 234 | - | 13 709 | - | - | 13 709 | - | 7 780 | - | - | 7 780 | |
| Other Regional Expenditure | - | - | - | - | - | - | - | - | - | - | - | - | - | - | - | |
| TOTAL REGION | - | 35 874 | - | - | 35 874 | - | 32 044 | - | - | 32 044 | - | 33 597 | - | 6 | 33 603 | |
| LATIN AMERICA AND THE CARIBBEAN | | | | | | | | | | | | | | | | |
| Barbados | - | - | - | - | - | - | 166 | 18 | - | 184 | - | 28 | 36 | - | 64 | |
| Belize | - | - | - | - | - | - | - | - | - | - | - | 145 | - | - | 145 | |
| Bolivia | 3 632 | 646 | - | - | 4 279 | 3 500 | 1 452 | - | - | 4 952 | 3 325 | 3 968 | - | 306 | 7 599 | |
| Colombia | - | 11 041 | - | - | 11 041 | 0 | 12 544 | - | - | 12 544 | - | 15 480 | - | 3 858 | 19 338 | |
| Cuba | 5 750 | 1 840 | - | - | 7 590 | 4 245 | 862 | - | - | 5 106 | 2 036 | 265 | - | - | 2 301 | |
| Dominican Republic | 19 | -0 | - | - | 19 | 2 | - | - | - | 2 | - | 569 | - | - | 569 | |
| Ecuador | - | 204 | - | - | 204 | - | 1 146 | - | - | 1 146 | - | 890 | 144 | 63 433 | 64 467 | |
| El Salvador | 705 | 1 403 | - | - | 2 107 | 422 | 1 871 | 1 | - | 2 293 | 1 226 | 1 431 | 77 | - | 2 734 | |
| Guatemala | 2 164 | 6 819 | - | - | 8 983 | 879 | 14 169 | - | - | 15 048 | 2 423 | 4 132 | - | - | 6 555 | |
| Guyana | - | 245 | - | - | 245 | - | - | - | - | - | - | - | - | - | - | |
| Dominican Republic | - | - | - | - | - | - | - | - | - | - | - | 3 057 | - | - | 3 057 | |
| Ecuador | - | - | - | - | - | - | - | - | - | - | - | 2 186 | 9 | 77 090 | 79 284 | |
| El Salvador | - | - | - | - | - | - | - | - | - | - | 2 | 300 | 51 | 3 483 | 3 837 | |
| Guatemala | - | - | - | - | - | - | - | - | - | - | 2 874 | 5 291 | - | - | 8 165 | |
| Guyana | - | - | - | - | - | - | - | - | - | - | - | - | - | - | - | |

(thousand dollars)

| | 2005 | | | | | 2006 | | | | | 2007 | | | | | 2008* | | | | | |
|-------------------------------------|---------------|---------------|--------------|----------------|----------------|---------------|---------------|---------------|--------------|----------------|---------------|----------------|--------------|----------------|----------------|---------------|----------------|--------------|----------------|-------------------------------------|----------------|
| | Development | Relief | SO | Bilaterals | Total | Development | Relief | SO | Bilaterals | Total | Development | Relief | SO | Bilaterals | Total | Development | Relief | SO | Bilaterals | Trust Funds and Others ³ | Total |
| | | | | | | | | | | | | | | | | | | | | | |
| Haiti | 7 651 | 13 520 | 302 | - | 21 473 | 4 748 | 9 938 | - | - | 14 687 | 11 200 | 10 542 | - | - | 21 742 | 1 649 | 50 455 | 7 419 | - | - | 59 523 |
| Honduras | 1 530 | 2 112 | - | - | 3 643 | 788 | 1 134 | - | - | 1 922 | 4 269 | 1 445 | - | 17 262 | 22 976 | 1 894 | 966 | - | - | -3 844 | -983 |
| Jamaica | - | - | - | - | - | - | - | - | - | - | - | 32 | - | - | 32 | - | 1 | - | - | - | 1 |
| Mexico | - | - | - | - | - | - | - | - | - | - | - | 112 | - | - | 112 | - | 314 | - | - | - | 314 |
| Nicaragua | 6 828 | 2 255 | - | - | 9 082 | 7 639 | 2 777 | - | - | 10 416 | 2 371 | 5 226 | - | - | 7 597 | 8 658 | 7 236 | - | - | - | 15 893 |
| Panama | - | - | - | - | - | - | 281 | 575 | - | 856 | - | 17 | 17 | - | 34 | - | 53 | 2 | - | - | 55 |
| Peru | 3 207 | 1 103 | - | - | 4 309 | 1 351 | 0 | - | - | 1 352 | 1 816 | 4 474 | - | 13 934 | 20 223 | 4 191 | 4 945 | - | - | 43 239 | 52 375 |
| Other Regional Expenditure | 345 | - | 159 | - | 504 | 869 | - | 608 | - | 1 478 | 1 511 | 20 | 198 | - | 1 729 | 1 737 | 113 | 1 | - | - | 1 851 |
| TOTAL REGION | 31 831 | 41 188 | 461 | - | 73 480 | 24 442 | 46 339 | 1 202 | - | 71 984 | 30 177 | 48 776 | 473 | 98 793 | 178 219 | 26 771 | 100 697 | 7 485 | 123 739 | - | 258 692 |
| MIDDLE EAST AND NORTH AFRICA | | | | | | | | | | | | | | | | | | | | | |
| Algeria | - | 11 330 | - | - | 11 330 | - | 10 411 | - | - | 10 411 | - | 13 278 | - | 6 | 13 285 | - | 22 776 | - | - | - | 22 776 |
| Egypt | 4 452 | - | - | - | 4 452 | 1 389 | 112 | - | - | 1 501 | 1 568 | - | - | 2 684 | 4 251 | 4 536 | - | - | - | - | 4 536 |
| Iran | - | 763 | - | - | 763 | - | 384 | - | - | 384 | - | 826 | - | - | 826 | - | 1 238 | - | - | - | 1 238 |
| Iraq* | - | 18 553 | 374 | 10 013 | 28 940 | - | 5 851 | - | 1 420 | 7 271 | - | 12 915 | - | 59 | 12 974 | - | 37 144 | - | 8 244 | - | 45 388 |
| Jordan | 402 | 8 | - | - | 409 | 500 | - | - | - | 500 | 516 | - | - | - | 516 | 138 | - | - | - | - | 138 |
| Lebanon | - | - | - | - | - | - | 6 930 | 14 519 | 2 890 | 24 339 | - | 470 | 1 239 | - | 1 709 | - | - | - | - | - | 194 |
| Libya | - | - | 2 326 | - | 2 326 | - | - | 1 265 | - | 1 265 | - | - | 497 | - | 497 | - | - | 194 | - | - | 194 |
| Morocco | - | 16 | - | - | 16 | - | - | - | - | - | - | - | - | - | - | - | - | - | - | - | - |
| Occupied Palestinian Territory | - | 24 432 | - | - | 24 432 | - | 36 625 | - | - | 36 625 | - | 69 993 | - | 0 | 69 993 | - | 52 244 | - | - | - | 52 244 |
| Syrian Arab Republic | 3 900 | - | - | - | 3 900 | 926 | 110 | - | - | 1 036 | 3 544 | 2 868 | - | 69 | 6 481 | 639 | 19 069 | - | 45 | - | 19 753 |
| Yemen | 6 988 | 527 | - | - | 7 514 | 7 241 | 649 | - | - | 7 891 | 4 499 | 2 033 | - | - | 6 532 | 7 045 | 5 797 | - | - | - | 12 842 |
| Other Regional Expenditure | 34 | - | - | - | 34 | 33 | 78 | - | - | 111 | - | - | - | - | - | - | 21 | - | - | - | 21 |
| TOTAL REGION | 15 774 | 55 629 | 2 699 | 10 013 | 84 116 | 10 090 | 61 150 | 15 783 | 4 310 | 91 333 | 10 128 | 102 383 | 1 736 | 2 818 | 117 065 | 12 358 | 138 288 | 194 | 8 289 | - | 159 130 |
| OTHER² | -5 472 | 8 836 | 32 | -17 472 | 139 801 | 9 223 | 30 261 | 7 666 | 76 | 233 601 | -6 594 | -13 207 | 1 157 | 126 769 | 108 124 | 4 001 | 13 571 | 5 964 | 151 649 | - | 175 185 |

¹ Excludes programme support and administrative costs.

² Operational Expenses includes General Fund, Special Accounts and Trust Funds that cannot be apportioned by project/operation, which are cumulated under the column 'Total' (2004-2006).

³ Includes all Expenses for Bilaterals, Trust Funds, General Fund and Special Accounts.

⁴ 2008 Expenses presented according to International Public Sector Accounting Standards (IPSAS) are not comparable to 2007 and previous years, where WFP applied the United Nations System Accounting Standards (UNSA5)

Negative figures represent financial adjustments.

(*) Including funds from the United Nations Security Council Resolution 986, "Oil-for-food" Agreement.

Annex 2

TOTAL CONFIRMED CONTRIBUTIONS¹ IN 2008 (thousand dollars)

| Donor | Total | Development | Emergency | IRA | PRRO | SO | Others* |
|----------------------------------|---------|-------------|-----------|--------|---------|--------|---------|
| AFRICAN DEVELOPMENT BANK | 2 000 | | 1 000 | | 1 000 | | |
| ANDORRA | 58 | | 10 | | | | 48 |
| ARGENTINA | 100 | | | | 100 | | |
| AUSTRALIA | 112 132 | 7 005 | 14 411 | 9 590 | 60 720 | 4 244 | 16 162 |
| AUSTRIA | 3 935 | | 899 | | 3 037 | | |
| BANGLADESH | 7 187 | 7 187 | | | | | |
| BELGIUM | 24 784 | 696 | 996 | 1 253 | 18 955 | 1 393 | 1 491 |
| BHUTAN | 5 | | | | | | 5 |
| BOLIVIA | 233 | | | | | | 233 |
| BOTSWANA | 151 | | | | 151 | | |
| BRAZIL | 1 441 | | | | 200 | | 1 241 |
| BULGARIA | 15 | | | | | | 15 |
| BURKINA FASO | 1 857 | 581 | 1 276 | | | | |
| BURUNDI | 2 431 | | | | 2 431 | | |
| CAMBODIA | 2 164 | | | | 2 164 | | |
| CANADA | 275 392 | 51 965 | 36 122 | 10 381 | 168 405 | 7 394 | 1 127 |
| CHINA | 9 576 | 2 000 | | 17 | 7 500 | | 58 |
| COLOMBIA | 1 103 | | | | 1 000 | | 103 |
| CONGO | 800 | | | | 800 | | |
| CROATIA | 62 | | | | 50 | | 12 |
| CUBA | 74 | | | | | | 74 |
| CYPRUS | 200 | 200 | | | | | |
| CZECH REPUBLIC | 817 | 155 | 57 | | 605 | | |
| DENMARK | 56 544 | 33 827 | 4 082 | | 9 118 | 2 972 | 6 545 |
| ECUADOR | 248 | | | | | | 248 |
| EGYPT | 1 211 | 602 | | | 237 | | 372 |
| EL SALVADOR | 200 | | | | | | 200 |
| ESTONIA | 242 | | 41 | | 121 | | 80 |
| EUR. COMMISSION | 355 435 | 17 494 | 155 412 | | 150 820 | 30 036 | 1 673 |
| FAROE ISLANDS | 30 | | | | | | 30 |
| FINLAND | 28 257 | 9 077 | 5 492 | 621 | 12 127 | 939 | |
| FRANCE | 40 878 | 2 186 | 4 603 | 503 | 30 295 | 756 | 2 535 |
| GERMANY | 100 479 | 31 632 | 7 101 | | 57 728 | 1 295 | 2 723 |
| GHANA | 4 550 | | 4 550 | | | | |
| GREECE | 8 613 | 300 | 2 327 | 1 | 5 985 | | |
| GUINEA | 59 | 59 | | | | | |
| HAITI | 975 | | | | 975 | | |
| HOLY SEE | 10 | | | | | | 10 |
| HONDURAS | 520 | 67 | | | | | 453 |
| HUNGARY | 65 | | | | | | 65 |
| ICELAND | 2 104 | 1 603 | | 1 | | | 500 |
| INDIA | 17 130 | 3 573 | | | 12 041 | | 1 516 |
| INDONESIA | 2 000 | | | | 2 000 | | |
| INTERN. ORGANIZAT. FOR MIGRATION | 43 | | | | 43 | | |
| IRAQ | 40 000 | | 40 000 | | | | |
| IRELAND | 39 820 | | 6 612 | 2 327 | 20 434 | 5 151 | 5 296 |
| ISRAEL | 30 | | | | | | 30 |
| ITALY | 103 348 | 27 267 | 16 125 | | 36 018 | 1 308 | 22 631 |
| JAPAN | 177 900 | 21 233 | 47 593 | 817 | 106 351 | | 1 905 |
| JORDAN | 89 | 42 | | | | | 47 |
| KENYA | 6 036 | 1 286 | 4 750 | | | | |
| KOREA, REPUBLIC OF | 2 601 | | 900 | | 1 501 | | 200 |

| Donor | Total | Development | Emergency | IRA | PRRO | SO | Others* |
|--------------------------------------|------------------|----------------|------------------|---------------|------------------|----------------|----------------|
| LIECHTENSTEIN | 303 | | | 96 | 206 | | |
| LITHUANIA | 27 | | 27 | | | | |
| LUXEMBOURG | 14 276 | 3 549 | 1 082 | | 5 113 | 837 | 3 694 |
| MADAGASCAR | 2 411 | 2 408 | | | | | 3 |
| MALAWI | 539 | | | | 539 | | |
| MALAYSIA | 4 | | | 4 | | | |
| MALI | 176 | 176 | | | | | |
| MAURITANIA | 1 237 | 1 230 | | | | | 8 |
| MEXICO | 50 | | | | 50 | | |
| MONACO | 157 | 79 | | | 79 | | |
| MOZAMBIQUE | 105 | | | | 105 | | |
| NEPAL | 16 200 | | | | 16 200 | | |
| NETHERLANDS | 117 435 | 2 247 | 19 428 | 4 944 | 80 569 | 10 248 | |
| NEW ZEALAND | 14 069 | 4 080 | 2 030 | 2 | 2 654 | | 5 303 |
| NICARAGUA | 25 | | | | | | 25 |
| NORWAY | 53 466 | 9 744 | 7 171 | 9 813 | 25 449 | 1 289 | |
| OPEC FUND | 2 437 | 90 | 1 000 | | 1 347 | | |
| PAKISTAN | 1 925 | | | | 1 876 | | 50 |
| PANAMA | 22 | | | | | | 22 |
| PERU | 317 | | | | 20 | | 297 |
| POLAND | 1 164 | | | | 964 | | 200 |
| PORTUGAL | 111 | | | | | | 111 |
| PRIVATE DONORS** | 143 752 | 27 084 | 11 837 | | 15 669 | 3 215 | 85 946 |
| ROMANIA | 301 | | | | 301 | | |
| RUSSIAN FEDERATION | 15 000 | 5 000 | 2 500 | | 7 500 | | |
| SAUDI ARABIA | 503 753 | 1 022 | 944 | | 1 786 | | 500 000 |
| SINGAPORE | 2 | | | 2 | | | |
| SLOVAKIA | 72 | | | | 57 | | 15 |
| SLOVENIA | 135 | | 33 | | 103 | | |
| SOUTH AFRICA | 315 | | 175 | | 140 | | |
| SPAIN | 115 288 | 18 660 | 6 616 | 13 243 | 22 686 | 4 353 | 49 730 |
| SRI LANKA | 11 | | | | | | 11 |
| SWEDEN | 81 673 | | 21 467 | 3 814 | 42 890 | 741 | 12 762 |
| SWITZERLAND | 45 668 | 2 295 | 11 627 | 1 837 | 23 704 | 2 918 | 3 286 |
| SYRIAN ARAB REPUBLIC | 63 | | | | | | 63 |
| THAILAND | 138 | | | | 20 | | 118 |
| TURKEY | 4 100 | | 1 700 | | 2 400 | | |
| TIMOR-LESTE | 350 | | | | 350 | | |
| UNITED KINGDOM | 171 050 | 3 072 | 34 652 | 223 | 105 606 | 22 508 | 4 990 |
| UNITED STATES OF AMERICA | 2 066 286 | 96 502 | 812 912 | | 1 133 157 | 22 190 | 1 525 |
| UN CERF COMMON FUNDS AND AGENCIES | 217 405 | 2 088 | 57 087 | 16 | 103 110 | 45 801 | 9 303 |
| UNITED ARAB EMIRATES | 50 | | 50 | | | | |
| UNITED REPUBLIC OF TANZANIA | 94 | | | | | | 94 |
| VENEZUELA | 750 | | | | 750 | | |
| WORLD BANK | 11 143 | 6 850 | | | 1 900 | 2 393 | |
| ZAMBIA, REPUBLIC OF | 2 030 | | | | 2 030 | | |
| GRAND TOTAL | 5 041 818 | 406 213 | 1 346 697 | 59 506 | 2 312 240 | 171 980 | 745 182 |
| Bilateral Contributions | | | | | | | 136 727 |

¹ All figures are based on data from the Resource Mobilization System (RMS) and donor contribution year 2008.

* Others: contributions to Trust Funds, Special Accounts, and the General Fund.

** Private contributions do not include extraordinary gifts in kind such as advertising.

| Member States 2008 | Member States 2009 |
|----------------------------------|----------------------------------|
| Algeria | Angola |
| Australia | Australia |
| Belgium | Belgium |
| Burundi | Brazil |
| Canada | Burundi |
| Cape Verde | Canada |
| Colombia | Cape Verde |
| Cuba | China |
| Democratic Republic of the Congo | Colombia |
| Finland | Cuba |
| Germany | Czech Republic |
| Guinea | Democratic Republic of the Congo |
| Haiti | Denmark |
| India | Egypt |
| Indonesia | Germany |
| Iran, Islamic Republic of | Guatemala |
| Italy | Guinea |
| Japan | Haiti |
| Kuwait | India |
| Mexico | Iran, Islamic Republic of |
| Netherlands | Japan |
| Norway | Kuwait |
| Pakistan | Netherlands |
| Peru | Norway |
| Philippines | Pakistan |
| Russian Federation | Peru |
| Slovenia | Philippines |
| Sudan | Russian Federation |
| Sweden | Slovenia |
| Thailand | Sudan |
| Ukraine | Sweden |
| United Kingdom | Switzerland |
| United Republic of Tanzania | Thailand |
| United States of America | United Kingdom |
| Zambia | United States of America |
| Zimbabwe | Zambia |

| Executive Board Bureau Members 2008 | Executive Board Bureau Members 2009 |
|---|--|
| H.E. José Eduardo Dantas Ferreira Barbosa Cape Verde (President) | Vladimir V. Kuznetsov Russian Federation (President) |
| Evgeny F. Utkin Russian Federation (Vice President) | H.E. José Antônio Marcondes de Carvalho Brazil (Vice President) |
| Lamyah Ahmed Al-Saqqaf Kuwait | Kiala Kia Mateva Angola |
| Manuel Antonio Álvarez Espinal Peru | Noel D. de Luna Philippines |
| H.E. James Alexander Harvey United Kingdom | H.E. James Alexander Harvey United Kingdom |

Acronyms used

| | | | |
|------|---|--------|--|
| CAP | Consolidated Appeals Process | ISC | indirect support costs |
| CERF | Central Emergency Response Fund | LDC | least-developed country |
| CFSA | crop and food supply assessment | LIFDC | low-income food-deficit country |
| CP | country programme | MERET | Managing Environmental Resources Better to Enable Transitions to Sustainable Livelihoods |
| DEV | development project | NGO | non-governmental organisation |
| DSC | direct support costs | P4P | Purchase for Progress |
| EMOP | emergency operation | PRRO | protracted relief and recovery operation |
| ER | Enhancing Resilience | SO | special operation |
| FAO | Food and Agriculture Organization of the United Nations | UNHAS | United Nations Humanitarian Air Service |
| ICT | information and communication technology | UNHCR | Office of the United Nations High Commissioner for Refugees |
| IDP | internally displaced person | UNICEF | United Nations Children's Fund |
| IRA | Immediate Response Account | VAM | vulnerability analysis and mapping |

General notes

- All monetary values are in United States dollars, unless otherwise stated.
- One billion equals 1,000 million.
- All quantities of food are in metric tons (mt) unless otherwise specified.
- Direct expenditures include food, external transport, LTSH, DSC and ODOC components, but exclude ISC.
- In some tables, totals are rounded and so may not add up exactly.
- LIFDCs include all food-deficit (net cereal-importing) countries with a per capita income below the historical ceiling used by the World Bank to determine eligibility for International Development Association (IDA) assistance and for 20-year International Bank for Reconstruction and Development (IBRD) terms; the designation LIFDC is applied to countries included in the World Bank categories I and II. The historical ceiling of per capita gross national product (GNP) for 2005, based on the World Bank Atlas method, is \$1,675. In 2007, 82 countries were classified by FAO as LIFDCs.
- Three criteria are used to identify LDCs, as proposed by the United Nations Office of the High Representative for the Least Developed Countries, Landlocked Developing Countries and Small Island Developing States (UN-OHRLLS) Committee for Development Policy: i) *low-income* based on a three-year estimate of gross national income (GNI): per capita under \$750 for inclusion, above \$900 for graduation; ii) *human resource weakness* involving a composite human assets index (HAI) of nutrition, health, education and adult literacy; and iii) *economic vulnerability*, involving a composite economic vulnerability index of agricultural production, exports of goods and services, manufacture share in GDP, merchandise export concentration, handicap of economic smallness and percentage of population displaced by natural disasters.

Photo credits

COVER: Courtesy of Howard G. Buffett; TABLE OF CONTENTS: Myanmar, WFP/Eddie Gerald; Page 2: Myanmar, Photo: WFP/Naho Asai; Page 4: Sudan, WFP/Fred Noy; Page 5: Myanmar, WFP/Edith Champagne; Page 6: Myanmar, WFP/KyawZaw Tun; Page 7: (a) Haiti, UN/MINUSTAH/Logan Abassi; (b) Georgia, ECHO/Daniela Cavini; Page 10: Myanmar, WFP/Photolibrary; Page 11: Myanmar, WFP/Edith Champagne; Page 12: (a) Myanmar, WFP/KyawZaw Tun; (b) Myanmar, WFP/Eddie Gerald; Page 13: Myanmar, WFP/Eddie Gerald; Page 14: Myanmar, WFP/Eddie Gerald; Page 16: (a) Haiti, WFP/Darlyne Jeanty; (b) Haiti, WFP/Vincenzo Sparapani; Page 18: DRC, WHO/Christopher Black; Page 19: DRC, WHO/Christopher Black; Page 20: Georgia, Bruno Stevens/Cosmos; Page 21: Georgia, Uwe Schober/ Rupert Beagle Photography; Page 22: Somalia, WFP/Peter Smerdon; Page 24: Kenya, WFP/Marcus Prior; Page 25: Kenya, WFP/Marcus Prior; Page 26: Afghanistan, WFP/Marcelo Spina; Page 27: Afghanistan, UNHCR/Roger Arnold; Page 28: Sudan, WFP/Carla Lacerda; Page 29: Lesotho, WFP/Stephen Wong; Page 30: Ethiopia, WFP/Natasha Scripture; Page 31: Ethiopia, Photo: WFP/Barry Came; Page 33: (a) Bangladesh, Photo courtesy of Brent Stirton/Getty Images; (b) Bangladesh, Photo courtesy of Brent Stirton/Getty Images; Page 34: Sudan, WFP/Mikael Bjerrum; Page 35: Thailand, Reuters/Sukree Sukplang; Page 36: Bangladesh, Photo courtesy of Brent Stirton/Getty Images; Page 37: Sudan, WFP/Carla Lacerda; Page 38: Liberia, UNMIL/Christopher Herwig; Page 39: Zimbabwe, WFP/Richard Lee; Page 40: DRC, WFP/Marcus Prior; Page 41: Bangladesh, Photo courtesy of Brent Stirton/Getty Images; Page 42: Uganda, WFP/Marco Frattini; Page 43: Uganda, WFP/Marco Frattini; Page 44: Somalia, Franco Pagetti/VII.

World Food Programme

**Division of Communications, Public Policy
and Private Partnerships**

Via Cesare Giulio Viola, 68/70 - 00148 Rome, Italy

Tel.: +39-066513-2628 • Fax: +39-066513-2840

E-mail: wfpinfo@wfp.org

wfp.org

